



HOW TO ADD

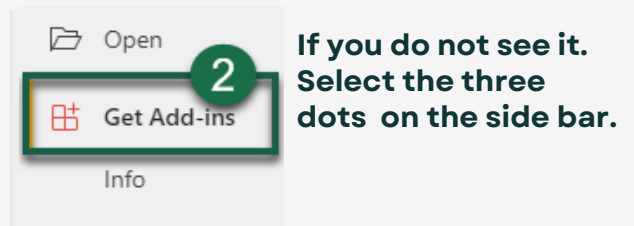
TURNITIN

DRAFT COACH

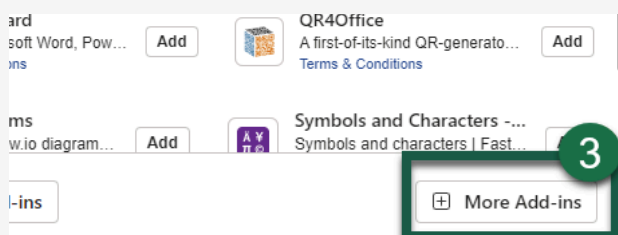
01 Open Word and Select File



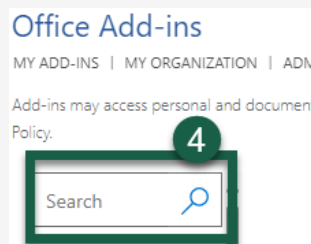
02 From the menu select "Get Add ins"



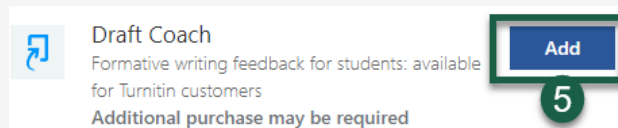
03 Select "More Add-ins"



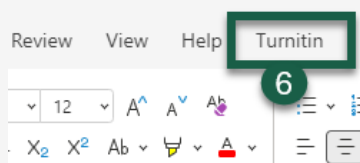
04 In Search Type "Draft Coach"



05 Select "Add" Next to Draft Coach



06 Select "Turnitin" on The Ribbon



Need Help?

Contact Us: <https://faculty.saintleo.edu/>